

ORGANIC
DIRECT
APPLICATION
RAW ROCK
PHOSPHATE

November 2024

NEVADA  ORGANIC PHOSPHATE

CSE NOP



THE ADVANTAGES OF MURDOCK MOUNTAIN

Not all phosphate rocks are created equal.

At MURDOCK MOUNTAIN IT'S CLEAN

- Higher surface area and reactivity – insignificant impurities
- Only 5% of world's application of P_2O_5 is pure enough to be applied as direct application, raw rock phosphate
- No processing required to remove impurities or upgrade rock quality
- Limestone hanging/footwalls are calcite-rich
- P occurs as “francolite”, the most reactive crystallite structure of all P_2O_5 minerals

PURITY!



THE ELEMENT PLANTS CAN'T LIVE WITHOUT

- Stimulates early growth and root formation
- Necessary for cell division and DNA and RNA formation
- Improves the ability of plants to absorb water and other nutrients
- Stimulates flower blooms and seed development
- Improves plant strength and the ability to tolerate unfavorable environmental conditions
- Aids in photosynthesis and food formation

PHOSPHORUS
IS A
**MACRO
NUTRIENT**



ORGANIC VS COMMON CHEMICAL P

- Organic rock fertilizers are slow release, matching plant adsorption rates
- Plants only utilize about 10% of applied acidulated P in a growing season
- NOP raw phosphate works by matching the life cycle of plant growth
- Use of natural rock reduces soil toxicity – finely ground, it is spread on the soil surface
- Current chemical P usage is only 10-20% per annual application, thus the excess chemical P creates real problems of ground water and surface run-off contamination

Sediment-hosted
Phosphate



MURDOCK MOUNTAIN P₂O₅ IS A UNIQUE ORGANIC OPTION IN THE U.S. FERTILIZER INDUSTRY

ITAFOS 43-101 States

- All (other) phosphate rock produced in the U.S. is used by similar vertically integrated fertilizer and phosphorous producers (like ITAFOS) for this reason there are no publicly available commodity price indices for phosphate ore or phosphate rock sold in the southeastern ID region.¹
- Most fertilizers produced are either MAP or DAP, or some like beneficiated product binding P with ammonium to produce a phosphate-ammonium fertilizer. As a result of the chemical reaction, they cannot be certified “ORGANIC”.
- MAP, monoammonium fertilizer, is on average 50% P₂O₅ and 10% nitrogen.
DAP, diammonium fertilizer, world’s most widely used fertilizer, combining 18% nitrogen and 46% P₂O₅.²
- Phosphorus used in the manufacture of fertilizers comes from phosphate rock, which is mined and processed to make phosphoric acid. Phosphoric acid is used in turn to make fertilizer.
- A by-product of this process is phosphogypsum, which is radioactive(1 ton of phosphoric acid produced, 5 tons of radioactive waste).³

1. Source: Golder Associates Inc. (NI 43-101 Technical Report on Itafos Conda and Paris Hills Mineral Projects, Idaho, USA, P.3-3,Itafos July 1, 2019)

2. <https://www.differencebetween.com> 2010-2018

3. Wendy Taheri, Ph.D., August 2012 issue of Acres U.S.A

PROJECT POTENTIAL

NOP Now has 4 BLM Applications – Totaling 7,824 Acres / 12.25 Sq Miles

- The Murdock Property is a nearly flat lying sedimentary rock phosphate exploration target.
- Initial 1,813-acre Application target is believed to host a potential Exploration Target Mineral Inventory (ETMI) of 10 to 46 million tonnes ranging in grade from 3-15% P₂O₅ based on an average thickness of 3.5 metres and a specific gravity of 2.6.¹
- This geological model and historic ranges the 3 additional applications, totaling 6,011 acres, add up to an additional ETMI of 200-220 million tonnes of P₂O₅ exploration potential.²
- The Murdock Property Applications are subject to on-going environmental impact assessments (EIAs) conducted by the BLM, potential mitigation strategies, guided by the National Environmental Policy Act (NEPA).

1. These ranges are based on previous workers and researchers estimates and have not been verified by NOP according to current 43-101 standards of disclosure

2. The reader is cautioned that the ETMI potential quantity and grade is conceptual in nature, there has been insufficient exploration to define a mineral resource, and it is uncertain if further exploration will result in the target being delineated as a mineral resource.

MURDOCK MOUNTAIN GOOGLE EARTH

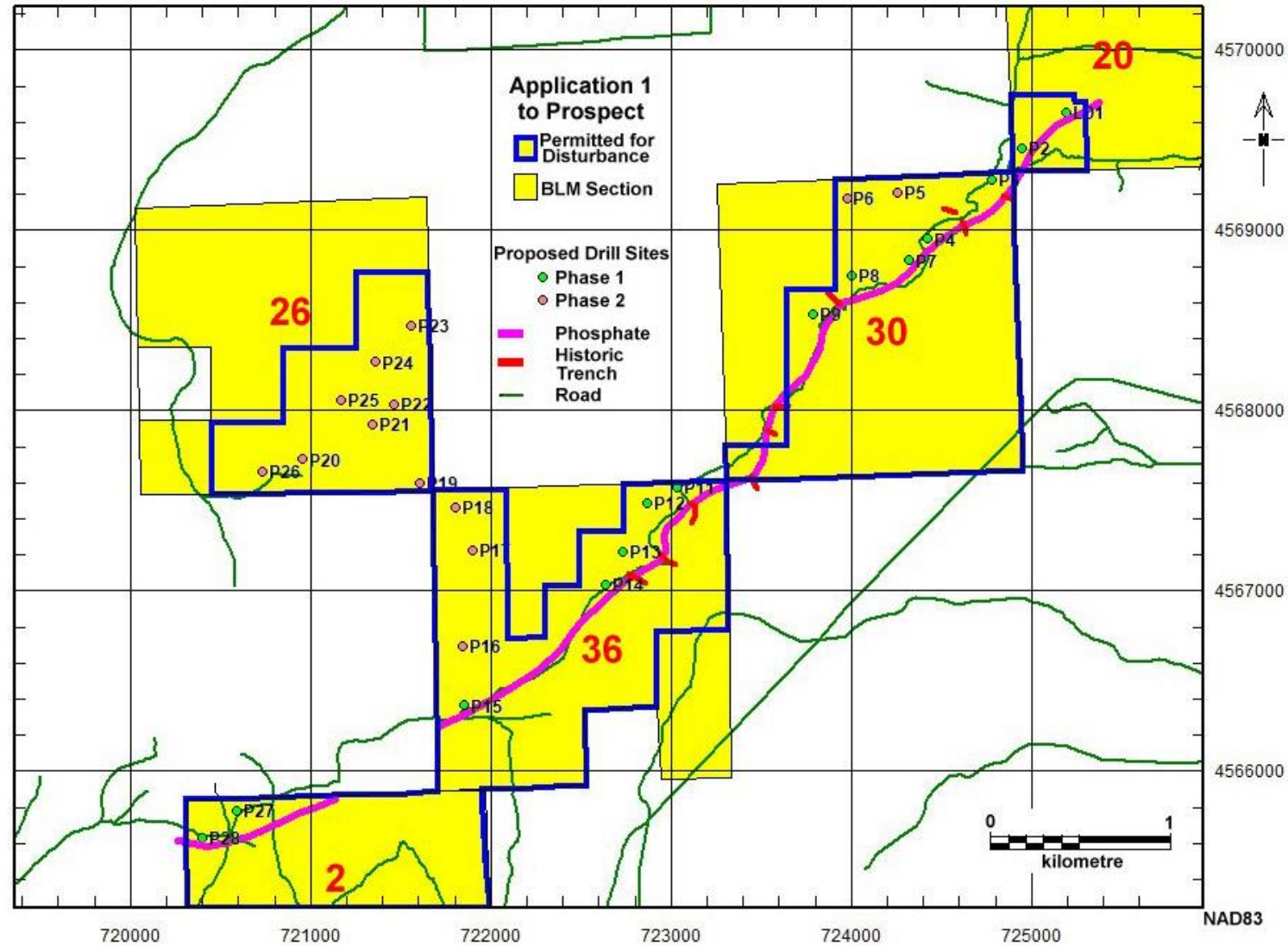
LEACH MOUNTAINS PROJECT AREA

MURDOCK MOUNTAIN



DRILL PLAN

SPRING 2025



MURDOCK MOUNTAIN

MURDOCK MOUNTAIN

LEACH MOUNTAINS
LOOKING
NORTH

B

A

A

A

C

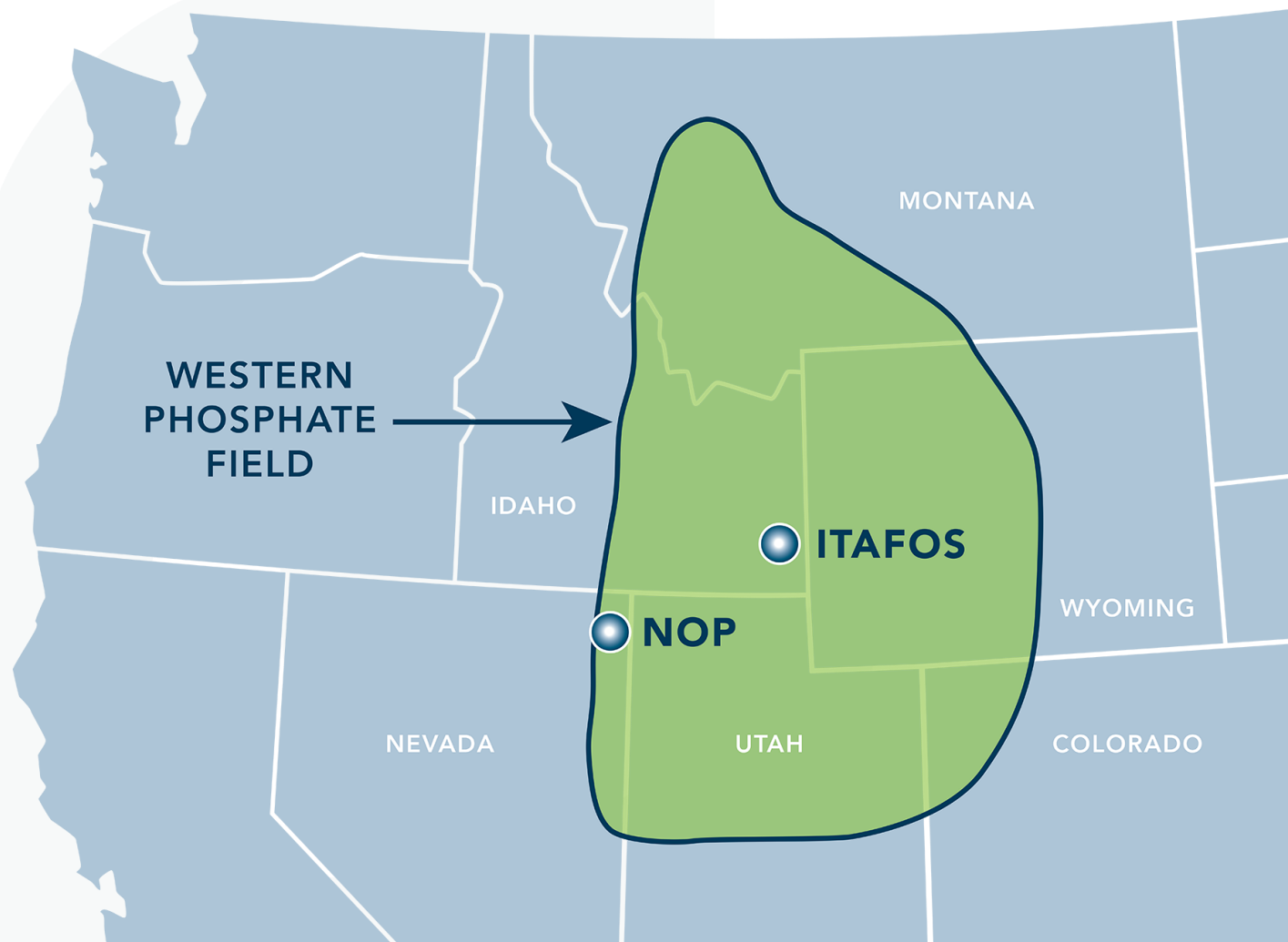
C

H

F

F

NOP IN THE WESTERN PHOSPHATE FIELD



PHOSPHATE HISTORIC PRICING



Fertilizer Focus, Argus Media – Volume 41, Issue 2, March/April 2024

PHOSPHATE HISTORIC PRICING

Rock Phosphate Monthly Price - US Dollars per Metric Ton

Range

Mar 2014 - Feb 2024: 45.900 (43.06%)



www.indexmundi.com

CAPITALIZATION

Unaudited as at November 18, 2024

Total issued and outstanding common shares	54,212,705
Total options outstanding	4,325,000
Total warrants outstanding	15,212,465
Total issued and outstanding – Diluted	73,750,170

DIRECTORS

Robin Dow HBA, MBA, FCSI BC, Canada CEO & Director

Mr. Dow has an honours BA in Business and an MBA, both from Western, where he also taught Business, and is a Fellow of the Canadian Securities Institute.

In 1976, he joined Burns Fry in Calgary as a retail and institutional broker, as well as doing research. After 12 years he left brokerage, and created Dow Group Inc. – where he has since built an extensive and successful record as a public venture capital entrepreneur.

For over 35 years, Mr. Dow has been responsible for creating over 30 private and public Companies in mining, energy, cannabis/psilocybin, and technology. The resource operations cover four continents, ten countries, four US States, four Canadian Provinces and three Canadian Territories. Mr. Dow has raised close to \$200 million for these companies.

Eric Szustak, CA ON, Canada Director

Mr. Eric Szustak is a Chartered Public Accountant, CA with over 38 years of financial service, business development, marketing, accounting, and CFO experience. Mr. Szustak has worked at both small and large Accounting firms advising mid-sized Businesses. His background includes 14 years with three national brokerage firms Midland Walwyn, Merrill Lynch and BMO Nesbitt Burns in various positions, including private client wealth group, management & securities compliance.

Mr. Szustak holds a B.A. Honors Chartered Accountant Studies and Economics from the University of Waterloo and received his Chartered Accountant designation in 1985. Mr. Szustak is the former President and now Chairman of Board of Quinsam Capital Corporation. Quinsam is a Public merchant bank based in Canada. The merchant banking business encompasses a range of activities including acquisitions, advisory services, lending activities and portfolio investments. His experience in the Public Markets includes being a Director of various Public Companies.

NOP'S TECHNICAL TEAM

Garry K. Smith, P.Geo ON, Canada Director

Mr. Smith has provided exploration management and services to mining companies for over 30 years, and has served as President, VP Exploration, Director, and Consultant to numerous boards. Notable milestones were participating in the discovery of the Hemlo world class gold mine, and co-founding the second junior to list on the TSE. Garry is a registered Professional Geoscientist of Ontario (PGO) and provides Qualified Person consulting on project acquisition, 43-101 technical reporting, resource estimation, general exploration contracting and reporting, computer-based 3D geological modelling and data compilation, and metal ion soil geochemistry.

Paul W. Pitman, B.Sc Geology P.Geo ON, Canada Director

Mr. Pitman is a field hardened veteran with extensive experience in all areas of geological exploration for a number of metals and materials. He has over 55 years' experience as an exploration geologist. Since 1983 he acted as a geological consultant to over 70 clients; providing a full range of services (geological, corporate, and administrative); including being a former Director, Officer (VP or President) of several junior resource companies. Paul is semi-retired but directs his geological expertise as an advisor to several fertilizer companies.

Marco Montecinos NV, USA Project Manager, Murdock Mountain

Marco Montecinos has over 38 years of experience in mineral exploration and business development projects in the Americas—and currently works as Business Development Consultant with several junior exploration companies in the western US. Marco was instrumental in the discovery of the Marlin Deposit in Guatemala and other gold deposits in Nevada, Mexico, and Central America. He is President of Tigren, Inc., a Nevada based Exploration Services Company, which has provided technical services to the mining industry for 28 years.

OFFICERS

Keith Li, CPA, CA ON, Canada CFO

Mr. Li is an experienced Chartered Professional Accountant (CPA, CA) with over 15 years of corporate accounting and finance experience. He specializes in financial reporting advisory, and also provides services in accounting and regulatory compliance, and strategic business consulting to both public and private companies from a wide number of industries including junior mining, merchant banking, health and wellness, and cannabis.

Mr. Li began his career in the public accounting sector as an auditor and had also held a senior-level position at Sears Canada. Mr. Li is currently the Chief Financial Officer and a partner of Branson Corporate Services Ltd., a boutique accounting and corporate secretarial services firm through which he serves as the CFO of several reporting issuers listed on the TSXV, the CSE and on the Nasdaq Composite Index. He also holds a Bachelor of Commerce degree from McGill University.

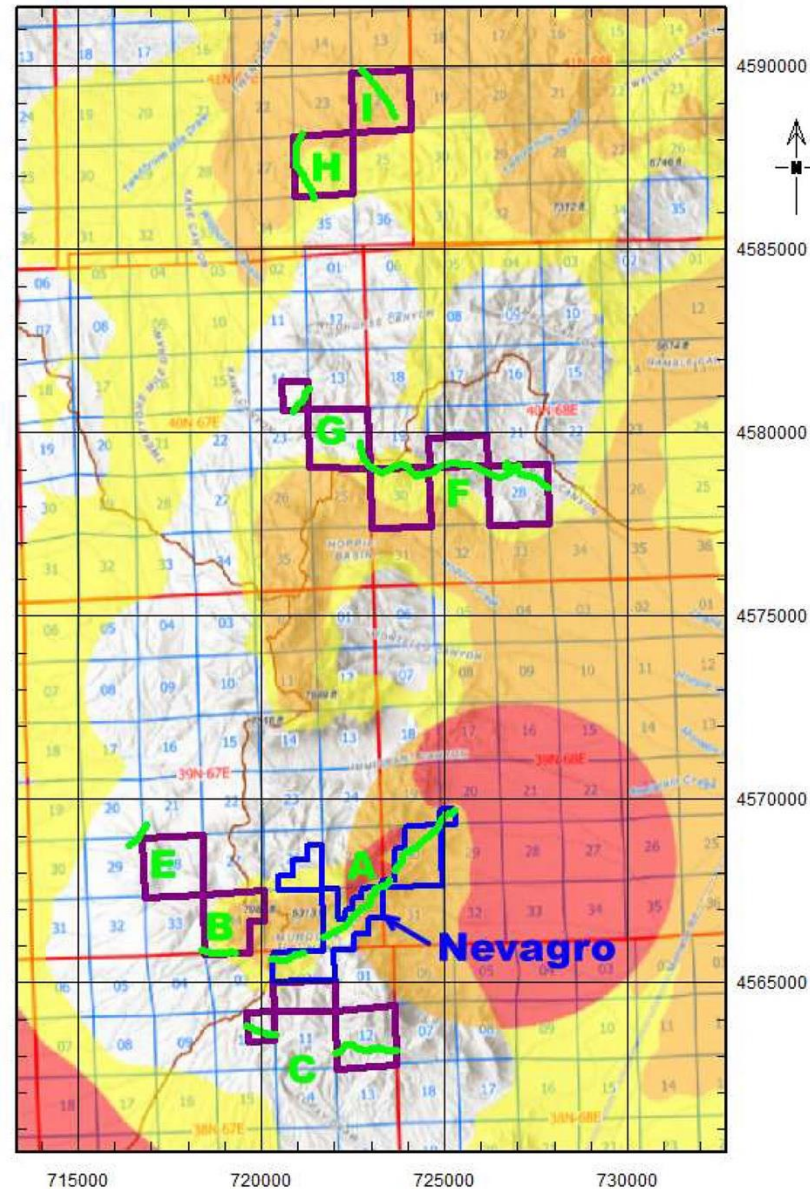
Andrew Brown BC, Canada Corporate Secretary

Mr. Brown serves as the President of Ardent Corporate Services Inc., bringing extensive experience in Corporate Governance, Corporate Secretarial, Corporate Finance, and Business Development. Having held roles as an officer and director for companies listed on both the TSX Venture and Canadian Securities Exchange, he possesses valuable insights into navigating complex regulatory environments.

APPENDIX

SAGE GROUSE

HABITAT ENVIRONMENT



SAGE GROUSE HABITAT ENVIRONMENT

- NO ISSUES
- NO REAL ISSUES
- MODIFIED OPERATIONS
- NO OPERATIONS

PROVEN CLEAN



Element (ppm)	Max Value (ppm)	Lower Limit	Mean (n=27) (ppm)
Arsenic (As)	30	<10	<10
Cadmium (Cd)	<5	<5	<5
Cobalt (Co)	<5	<5	<5
Mercury (Hg)	5	<5	<5
Molybdenum (Mo)	<5	<5	<5
Nickel (Ni)	55	<5	14.7
Lead (Pb)	20	<10	<10
Zinc (Zn)	170	<10	64.6

Table: Johansing (43-101) states "Inspection of Table 7 (2012 data) and Table 5 (June, 2018 samples) reveals that minor and trace elements values for the limited Murdock Mountain samples are an order-of-magnitude lower than thresholds established by the AAPFCO."


PROVEN CLEAN (CONTINUED)



Element (ppm)	Max Value (ppm)	Lower Limit	Mean (n=27) (ppm)
Chromium (Cr)	356	ND	125.6
Vanadium, (V)	85	<5	24.3
Selenium (Se)	0.30%	<0.05	<0.05
Mercury (Hg)	5	<5	<5
Copper (Cu)	<5	<5	<5
Uranium (U)	0.005%	—	—
Thorium (Th)	0.010%	—	—

*Not specified by OMRI for certification and well below detection limits. ND – not detected

PEER COMPARISON

COMPANY	SYMBOL	SHARES O/S MIL	MARKET PRICE 09/03/24	MARKET CAP MIL	PRODUCT	EST TIME TO PRODUCTION	EST CAPEX
FIRST PHOSPHATE	PHOS	48	\$0.23	\$11	PHOS ACID	EST 2030?	\$1.5 BIL
ARRIANNE	DAN	190	\$0.28	\$53	PHOS ACID	EST 2030?	\$1.5 BIL+
FOX RIVER	FOX	52	\$0.23	\$12	P MAP	CURRENT	
CHATHAM	NZP	85	\$0.08	\$7	P	CURRENT	
VERDE	NPK	52	\$1.23	\$64	K.P	CURRENT	
ITAFOS	IFOS	186	\$1.23	\$228	MAP/DAP	CURRENT	
 NEVADA	NOP	43	\$0.04	\$1.72	ORG.P	EST 2025	

*As of market close March 8, 2024.

WHY INVEST IN NOP?

100% Organic Fertilizer, RAW ROCK PHOSPHATE

- Only 5% of the world's P_2O_5 is pure enough to be applied as direct application
 - NO Contamination to the ground, ground-water, lakes, and rivers
 - NO Processing required to remove impurities (heavy metals) or to upgrade rock quality
 - Just spread on farmers' fields (lasts 10 years)
 - REAGENT, REGENERATIVE – works with the natural bacteria in the soil with Carbon Capture at the same time
- Low capex required to PRODUCTION – break it up, dig it up, grind it up, bag it up and ship it out!
 - Massive Addressable Market – California, Arizona amongst others
 - Murdock Project – (ETMI) 10 to 46 million tonnes of rock phosphate, grade ranging from 3-15% P_2O_5 . (estimation based on an average thickness of 3.5 meters and a specific gravity of 2.61)
 - NEW Target – 3 new target have been identified which bring the total ETMI potential to 200-220 million tonnes of rock phosphate

FORWARD LOOKING STATEMENTS

This presentation is not intended as a solicitation or offering of securities in any jurisdiction and the information contained herein in no way should be construed or interpreted as such. No securities commission or other regulatory authority in Canada or any other country or jurisdiction has in any way passed upon this information and no representation or warranty is made by Silver Eagle Mines Inc. (the “Company”) to that effect.

Cautionary Note Regarding Forward-Looking Statements

This presentation includes and is based in part upon forward-looking statements and forward-looking information (collectively, “forward-looking statements”) within the meaning of applicable Canadian and US securities legislation. All statements included herein, other than statements of historical fact, including, without limitation, plans for and intentions with respect to the company’s capitalization, preparation of technical reports, IPO and application for listing on the CSE, properties, proposed exploration and drilling programs, budgets, projected expenditures, quality of resources or reserves, timing of permitting, construction and production and other milestones, are forward-looking statements. Although Silver Eagle Mines Inc. (the “Company”) believes that such statements are reasonable, it can give no assurance that such expectations will prove to be correct. Forward-looking statements are typically, but not always, identified by words such as: believe, expect, anticipate, intend, estimate, postulate and similar expressions, or are those, which, by their nature, refer to future events. The Company cautions investors that any forward-looking statements by the Company are not guarantees of future results or performance, and that actual results may differ materially from those in forward looking statements as a result of various factors, including, but not limited to, the Company’s ability to advance its various projects, variations in the nature, quality and quantity of any mineral deposits that may be located, variations in the market price of any mineral products the Company may produce or plan to produce, inherent uncertainties in estimating mineral resources, the Company’s inability to obtain any necessary permits, consents or authorizations required for its activities, the Company’s inability to produce minerals from its properties successfully or profitably, to continue its projected growth, to raise the necessary capital or to be fully able to implement its business strategies, regulatory restrictions, defective title to mineral claims or property, and other risks and uncertainties. There can be no assurance that such forward-looking statements will prove to be accurate, and actual results and future events could differ materially from those anticipated in such statements. Accordingly, readers should not place undue reliance on forward-looking statements. The Company undertakes no obligation to reissue or update any forward-looking statements as a result of new information or events after the date hereof except as may be required by law. All forward-looking statements and information herein are qualified by this cautionary statement.

Cautionary Note to Investors regarding Adjacent or Similar Properties

This presentation contains information with respect to adjacent or similar mineral properties in respect of which the Company has no interest or rights to explore or mine. The Company advises US investors that the US Securities and Exchange Commission’s mining guidelines strictly prohibit information of this type in documents filed with the SEC. Readers are cautioned that the Company has no interest in or right to acquire any interest in any such properties, and that mineral deposits on adjacent or similar properties are not indicative of mineral deposits on the Company’s properties.

**ORGANIC
DIRECT
APPLICATION
RAW ROCK
PHOSPHATE**

Robin Dow CEO

604 355 9986

robin@dowgroup.ca

Jack Weatherell

Manager, Communications

778 926 4317

info@nevadaphosphate.com

NEVADA  **ORGANIC PHOSPHATE**

CSE NOP

